

## How to use PLUSonline

**Navigating through courses' pages** → Login **NOT** necessary!


### **Finding courses**

Click on the link below:

[https://online.uni-salzburg.at/plus\\_online/ee/ui/ca2/app/desktop/#/?\\$ctx=design=ca;lang=en](https://online.uni-salzburg.at/plus_online/ee/ui/ca2/app/desktop/#/?$ctx=design=ca;lang=en)

On the left-hand side of the page you will find the main navigation bar of all applications.

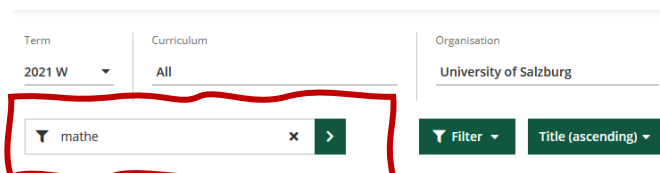
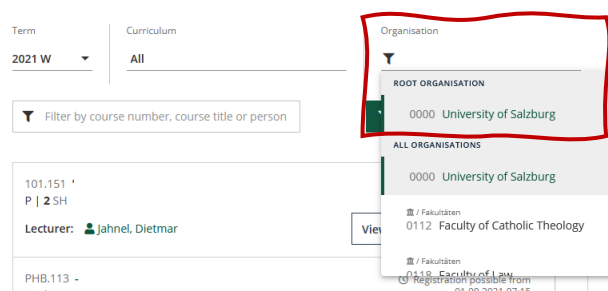
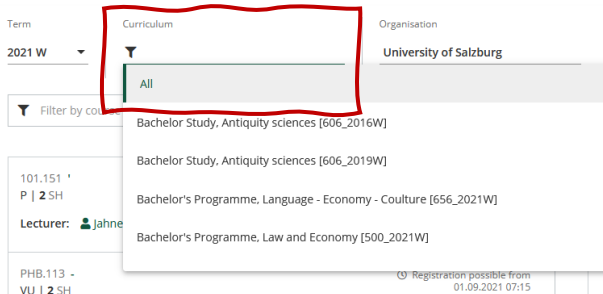
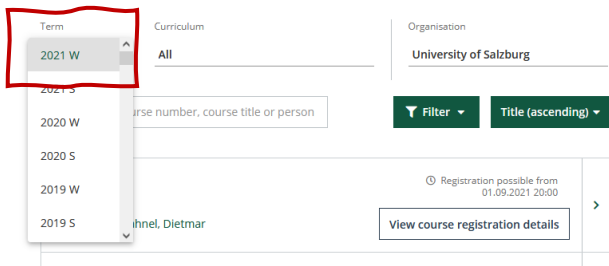
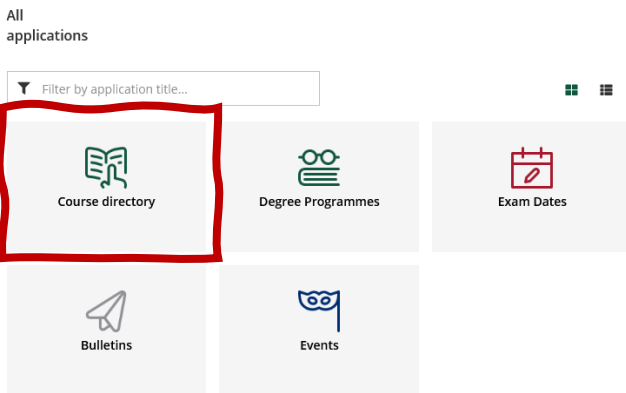
After clicking on the Course directory, this page appears.

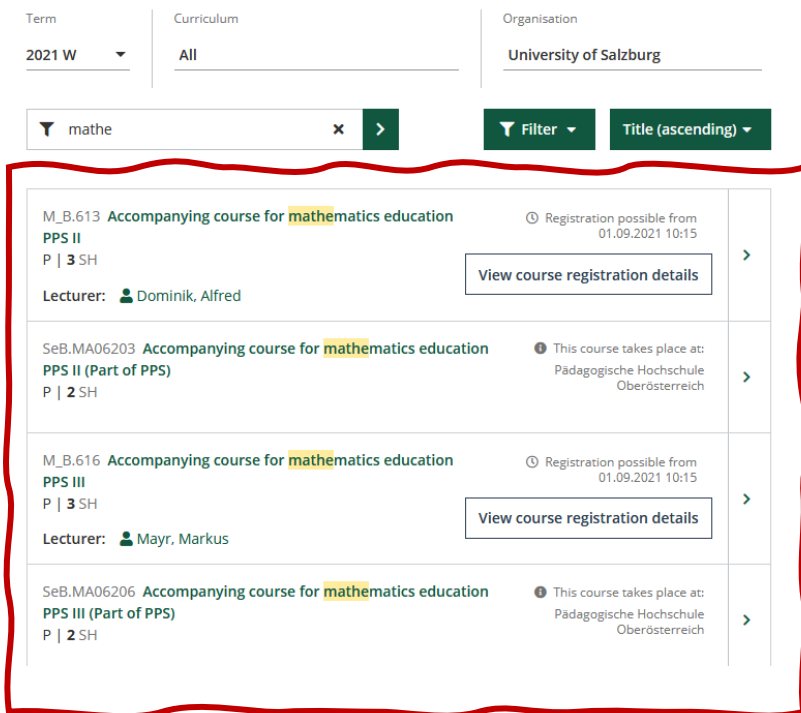
The filter symbol  will help you adjust what you see in order to simplify your search.

Please make sure that you always select the term (first column) in which you plan to stay abroad. The most current semester is **always at the top**.

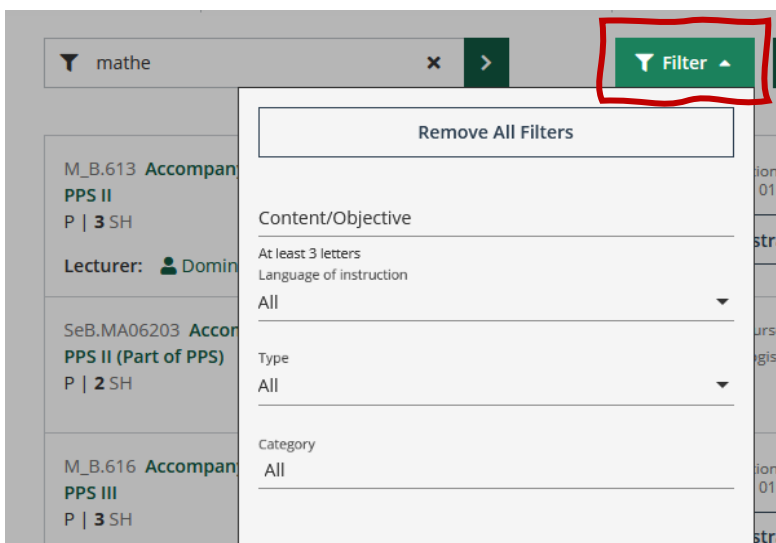
In order to display all courses the curriculum (second column) must also be shown with All and the organization (third column) with 000 University Salzburg.

As shown here, it is possible to search with a specific **key word**. The seminars and lectures will be displayed in alphabetical order. **Do not be too specific with your word choice**, as you can always use the filters on this page to tailor your search correctly.





Here you will be able to access important contact information for the courses, see a general list of exam dates but, perhaps, most importantly, the **full list of courses offered by the different universities**. You can only view more details of the courses if they are offered at the **Paris Lodron University Salzburg (PLUS)**.



With the button Filter you can select further settings like Language of instruction, Type or Category.

The Type will show you what kind of course you would be signing up for. By hovering over “SE” with your mouse, you will see that “SE” is short for seminar – they tend to have a higher workload, as well as more ECTS credits on offer. For a better idea of what types of courses there are, click on the filter icon in the column for the full list.

In Category you can select the different university departments/faculties. However, these are **not** translated into English.

Lastly, the courses can be filtered according to the language in which they will be taught. **Languages of instruction: German, English or German/English.**

The “Legal English” course is shown to be taught in English and German. The language taught in the class will ultimately come down to a **vote in the first session** and, depending on the consensus, will then be **taught in either one of these languages**, but not both.

Term: 2021 W | Curriculum: All | Organisation: University of Salzburg

Filter: mathe | Filter | Title (ascending)

M_B.613 Accompanying course for mathematics education PPS II P   3 SH Lecturer: Dominik, Alfred	Registration possible from 01.09.2021 10:15 View course registration details	>
SeB.MA06203 Accompanying course for mathematics education PPS II (Part of PPS) P   2 SH	This course takes place at: Pädagogische Hochschule Oberösterreich	>
M_B.616 Accompanying course for mathematics education PPS III P   3 SH Lecturer: Mayr, Markus	Registration possible from 01.09.2021 10:15 View course registration details	>
SeB.MA06206 Accompanying course for mathematics education PPS III (Part of PPS) P   2 SH	This course takes place at: Pädagogische Hochschule Oberösterreich	>

**Warning!** Not all courses with an English name/description will be taught in English, please refer to the column “Course language/s” for more information.

For **detailed** information click on the arrow-  
button located on the right side of the page.

< Back

**Overview**

Description

Dates and Groups

Exam Information

Status within Curriculum

Equivalent courses

View course registration details

Registration possible from 01.09.2021 10:15

**Overview**

Title  
Accompanying course for mathematics education PPS II

Number  
M\_B.613

Persons involved  
Lecturer (Assistant)  
Dominik, Alfred

Type  
introductory seminar course (P)

Semester hours  
3

ECTS credits  
3

Course language/s  
German

Offered in  
Winter semester 2021/22

By clicking on the name under Lecturer (Assistant), you will be directed to their profile with their **contact details**, should you need to get in touch with them regarding registration to their course.

For details on **ECTS credits**, a **course description** (which might not be available in English), click on the Description. In addition, informations about the timing and type of testing is also listed on this page.

Group name	Max.part (Grp.)	/	max.(plan.)	/	Curr. part.(Dr.)	/	WL	Registration		Deregistration		Ranking system	No. pos.	Time location	
								from	to	Web	to				Web
Gruppe 1	0	/	25	/	0	/	0	01.09.21,10:15	/	20.09.21,23:59	✓	18.10.21,23:59	✓	PLUS_2015	🕒
Gruppe 2	0	/	25	/	0	/	0	01.09.21,10:15	/	20.09.21,23:59	✓	18.10.21,23:59	✓	PLUS_2015	🕒

After clicking on View course registration details you can **only** see the possible number of participants, registration period and cancellation period.

The clock symbol 🕒 with the heading “Term” above, is where and when you will find the fixtures for the course. You will use this to **see if there are any overlaps with other courses**.

## Registration for courses → This is not possible without full payment of the Austrian Student Union fee!

### Welcome to PLUSonline!

PLUSonline is the Campus management system of the University of Salzburg. You can log in with your PLUS-ID and password, or continue without logging in.

Should you already have a PLUS-ID but problems logging into PLUSonline, please contact [ticket@plus.ac.at](mailto:ticket@plus.ac.at).

### New here?

If you have a PIN code, you can redeem it here to activate your account for the first time.

### Activate your student's account (first time activation with PIN code)

**Please note:** course enrolment can only be done after the ÖH-tuition fee has been paid and transferred to the University bank account. Please allow for some days for the payment to be completed.

Login with PLUS-Credentials

Username

Password

Log in

Continue without login

Single Sign-on

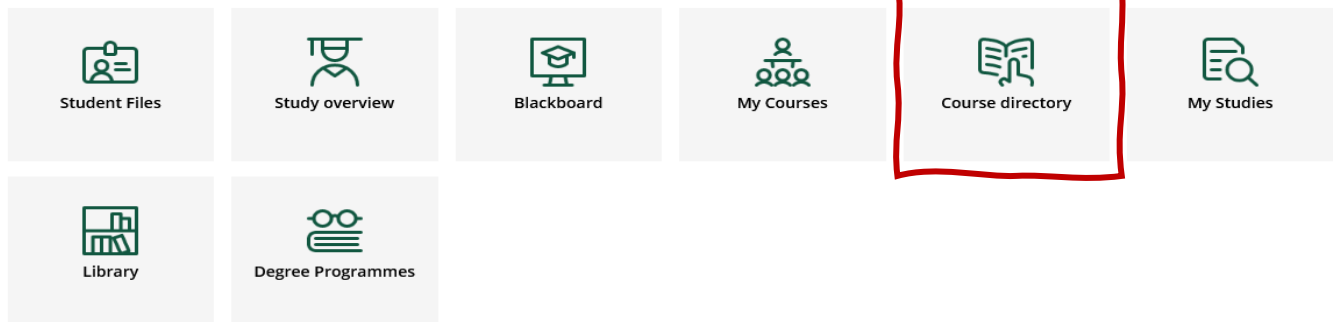
Single Sign-on

Use the Login-field in the right-hand corner to log into your account. Enter the username and password you created when activating your account – this is **not the PIN-Code** you were given to activate it. If you have not yet activated your account, please refer to the PLUSonline account activation guide. If you have forgotten your password, please contact the IT-Helpdesk: [ticket@sbq.ac.at](mailto:ticket@sbq.ac.at)

## Registration for courses

1. Click on Course directory.
2. Use the search field.
3. If you have found your lecture, click on Got to course registration. This function can only be used if the registration period has already started.

### STUDY AND TEACHING



Term: 2021 W | Curriculum: All | Organisation: University of Salzburg

Filter by course number, course title or person

Filter

Title (ascending)

101.151 \* ☆  
P | 2 SH  
Lecturer: Jahnel, Dietmar

Course open for registration

Go to course registration

current status: not yet registered

Register

Group	Grp	Ex.	no WL
	requ.	prereq.	
	Note		
Tutorium 1. Semesterhälfte			
Tutorium 2. Semesterhälfte			

Kontexte der SPO-Version

Bezeichnung	empf. Sem.	ECTS Cr.
Altertumswissenschaften		
Gebundene Wahlmodule		
Gebundenes Wahlmodul (Klassische Philologie)		
Aufbaumodul Klassische Philologie		
<input type="radio"/> Wege zur Textinterpretation		2
<input type="radio"/> Vorlesung zu Lateinische oder Griechische Texte, Literaturgattungen, Epochen		3
<input type="radio"/> Vorlesung zu Lateinische oder Griechische Texte, Literaturgattungen, Epochen		3
Spezialisierungsmodul Klassische Philologie		
<input type="radio"/> Lateinische oder Griechische Texte, Literaturgattungen, Epochen		3
<input type="radio"/> Freie Anmeldung		

Weiter Schließen

Contexts of the curriculum version

Name	rec. sem.	Credits
<input checked="" type="radio"/> Free registration		

Continue Close

Degree programme: UD 199 502 522 03 Masterstudium Lehr  
SPO-Kontext: Free registration **Modify**

Group	Degree programme
	Re-/de-/register Grp Ex. requ. prereq. Note
Tutorium 1. Semesterhälfte	<b>Register</b>
Tutorium 2. Semesterhälfte	

Cancel

“WL”, still under the column “Participants” stands for “Warteliste” or “waiting list”. If you are registering for a seminar, you will **automatically be put on a waiting list**. The most important thing is to **turn up to the first lesson**. If you cannot (or could not) attend the first fixture, please **contact the teacher** as soon as possible, by finding their contact on their profile (explained previously in this document).

In the upper right half of the homepage, you will see that you are not yet registered for the course.

4. Click on Register.

The next page has a field for the category to which the course is to be assigned: “Freie Anmeldung/ free registration” means “subject of choice”. It doesn’t matter too much for Erasmus students to state in which category the subject belongs in comparison to local students. You can also choose the courses, which are marked with ECTS.

\*ECTS means European Credit Transfer System. (It is a standard means for comparing academic credits, i.e., the “volume of learning based on the defined learning outcomes and their associated workload” for higher education across the European Union and other collaborating European countries. For successfully completed studies, ECTS credits are awarded. source: [https://en.wikipedia.org/wiki/European\\_Credit\\_Transfer\\_and\\_Accumulation\\_System](https://en.wikipedia.org/wiki/European_Credit_Transfer_and_Accumulation_System))

5. Choose an option and click on Continue.

The next page is where you will register for the course. Under the “Participants” heading, you will be able to see the total number of students registered for the course.

For a lecture (or “Vorlesung”) there is no waiting list, as the number of places is **unlimited**. Under the “Registration” column, you can see when the **registration is open from and when it closes**. The first port of call for questions specifically related to the course is the **course leader**.

**Do you really want to register?**  
 Group: Tutorium 1, Semesterhälfte  
 Course: 101.151 ' (2SH P, WS 2021/22)  
 Degree programme: UD 199 502 522 03 Masterstudium Lehramt Sek (AB); UF Biologie und Umweltkunde; UF Musikerziehung  
 Curriculum context: Free registration

6. To proceed, click on Register.

online.uni-salzburg.at  
 [redacted] has been registered for:

**CONFIRMED PLACE**  
 Die Anmeldung zur LV wurde erfolgreich durchgeführt. Über die endg. Zulassung entscheidet die LV-Leitung. Grundsätzl. Voraussetzung für die Teilnahme ist die Bezahlung des Studienbeitrages.

Group: Tutorium 1, Semesterhälfte  
 Course: 101.151 ' (2SH P, WS 2021/22)  
 Degree programme: UD 199 502 522 03 Masterstudium Lehramt Sek (AB); UF Biologie und Umweltkunde; UF Musikerziehung  
 Curriculum context: Free registration

### De-Registration for courses

The next column, called “**De-registration**”, shows you when you can de-register from a course and for a lecture (just like above) this is much later than with a seminar course.

The page where you clicked on “register” is the page you will return to to de-register from a course. It is on the upper left hand of the homepage.

Should you have any problems de-registering from a course, please contact the **course leader**.

Curriculum context	Comments	Operation
Free registration		<input type="button" value="Deregister"/>

Time	Lecturer [appr.SST Sum SST of cs. group]	Assistants / tutors location
🕒	Jahnel D [ 2 ]	
🕒	Jahnel D [ 2 ]	

### Full list of chosen/registered courses

To find a full list of the courses you have registered for, return back to your own page on PLUSonline (the page you see upon logging in) and click on “My Courses”. To find a class schedule check the “Calendar”.

